

LEO18GTplus

Technical data

PERFORMANCE

Working height, max.	18,30 m
Platform height, max.	16,30 m
Horizontal outreach, max. (200 kg)	8,50 m
Up and over clearance, max.	8,30 m
Platform capacity, max.	200 kg
Jib, movable	90°
Turntable rotation, max.	355°
To be jacked up on ground slope of	12,0° / 21,0 %
Track drive, height- & width adjustable	8 cm / 16 cm
Gradeability, max.	19,7° / 35,5 %
Slope angle, max.	16,7° / 30,0 %
Travel speed, max.	1,8 km/h

MEASUREMENTS*

Platform height (A)	1,10 m
Platform length (B)	1,40 m
Platform width (C)	0,70 m
Length (D)	5,20 m
Length without platform (E)	4,50 m
Height (F)	1,99 m
Width, min. (G)	0,78 m
Ground clearance, max. (H)	0,25 m
Track (length x width) (I)	1,45 m x 0,20 m

Stabilisation

Outrigger footprint (length) (J)	3,31 m
Outrigger footprint (width) (K)	3,03 m
Outrigger plate ø	0,18 m

WEIGHT*

Total weight	2650 kg
Live load in travelling position	7,88 kN/m²
Live load in working position	3,13 kN/m²
Point load per outrigger plate, max.	17,30 kN

POWER SOURCES

Standard power sources


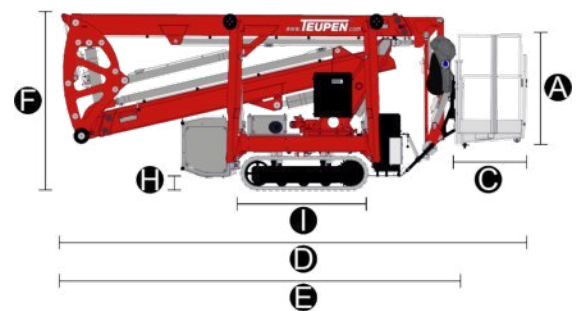
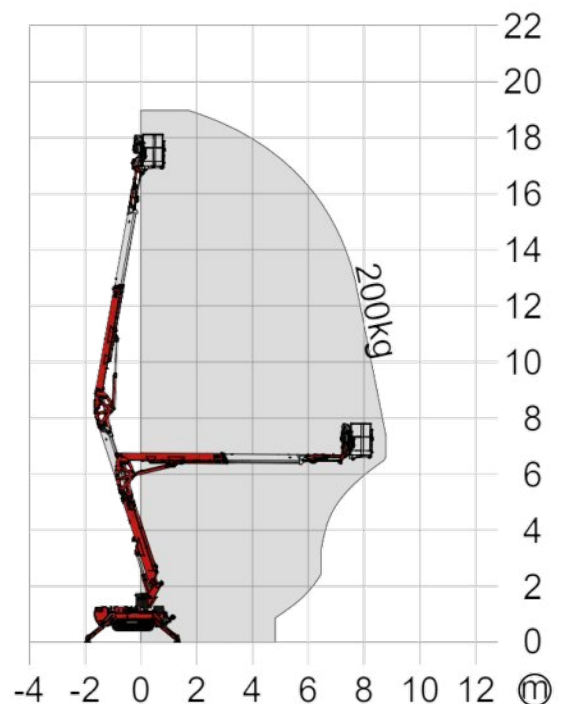
• Electric motor	Country specific 1-phase
• Combustion engine (Diesel)	Kubota Z602 (10,8kW/14,7hp)
• Fuel tank capacity (Diesel engine)	12,0 l

Optional power sources

• Battery drive (AGM)	48V
-----------------------	-----

POWER SUPPLY

Electric current, max.	Country specific, on request
------------------------	------------------------------



STANDARDS

Harmonised standard DIN EN 280:2016

LEO18GTplus

Equipment

CHASSIS

- Powerful track drive with hydraulic braking system
- Precise manoeuvring via sensitive, electro hydraulic cable remote control
- White, non-marking rubber tracks with specially arranged profile for optimal grip
- Hydraulically height- and width-adjustable crawler track drive

STABILISATION

- Electrohydraulic stabilisation with automatic levelling and ground pressure sensor system
- Wear resistant, anti-friction outrigger pads

BOOM SYSTEM

- All functions are available from the platform
- Robust, lockable control panel
- All functions available via radio remote control
- Telescopic lower and upper boom

POWER

- Electric motor (country specific 1-phase)
- Diesel engine Kubota Z602 (10,80 kW / 14,7 hp)
- Start-stop device for combustion engine in the platform

PRODUCTIVITY, SAFETY, QUALITY

- Hydraulic emergency lowering via hand pump
- Power socket in the platform (country-specific 1-phase)
- Detachable platform, including attachment point for safety harnesses
- Drive operation without platform possible
- Protected, internal power track for platform control
- Impact resistant cover control box and control panel
- Hydraulic system filled with biodegradable hydraulic oil
- High-quality paint in RAL 3020 (red)
 - Hydraulic cylinders in RAL 9006 (white aluminium)
 - Engine unit & component support in RAL 9006 (white aluminium)
- Unlockable check valves located directly on hydraulic cylinders
- Hydraulic system protected by pressure relief valves
- Solid base frame with full-length forklift pockets
- Hour meter

OPTIONS*

- Battery drive (AGM) 48 V
- Custom paintwork, one colour, according to RAL scheme**
- Custom paintwork, two colours, according to RAL scheme**
- Tree package light
 - 4 covers, piston rod (outrigger)
- Tree package
 - Tree package light
 - Guard plate over cover (hydraulic tank)
 - Guard plate over cover (turntable)
- 2 LED headlights (engine unit)
- Snap hook, boom tubes
- TOPS (TEUPEN Operator Protection)

ACCESSORIES

- Safety harness
- Sliding pad (700 x 220 x 60 mm)
- Track mat (2000 x 800 x 15 mm)
- Lifting device (200 kg capacity)

TRANSPORT

- Tandem low platform trailer (Steel) WPH.S - with ramps
 - max. permissible weight 3,5 t
 - Net weight 630 kg
 - Payload 2870 kg



OFFICIAL DISTRIBUTOR

Alfa Access Services Ltd
Unit 1 & 2, The Camp
Wood Lane, Ramsey
Huntingdon, PE26 2XB
United Kingdom

☎ 0800 193 0045



✉ info@alfa-access-services.com



2025-A_EN

* Weight and measurements may vary depending on options and accessories.
** Except metallic coatings, signal- or special colours.

Product specifications are subject to change without notice or obligation. Photographs and drawings in this document are for illustrative purposes only. Refer to the appropriate Operator's Manual for instructions on the proper use of this equipment. Failure to follow the appropriate Operator's Manual when using our equipment or to otherwise act irresponsibly may result in serious injury or death. The only warranty applicable to our equipment is the standard written warranty applicable to the particular product and sale and we make no other warranty, expressed or implied. Products and services listed may be trademarks, service marks or trade-names of TEUPEN Maschinenbau GmbH and/or its corporate entities in the U.S.A. and many other countries. "TEUPEN", "Access redefined" and "LEO Series" are registered Trademarks of Teupen GmbH in the United States of America and many other countries. © 2025 TEUPEN Maschinenbau GmbH.